



2020 BALERS

Vermeer®




Today, Vermeer is a global innovator, focused on forage and biomass harvesting systems. Of our many engineering accomplishments, Vermeer is still best known for revolutionizing the hay harvesting industry in 1971 with the advent of the big round baler. The design has evolved over the years to take advantage of new technologies, which is why Vermeer rugged and reliable round balers remain a top choice for producers around the world.



1948

Gary Vermeer creates a mechanical hoist to ease the process of unloading his grain wagon during harvest. As word spreads, Gary (along with cousin and local banker Ralph Vermeer) starts Vermeer Manufacturing Company on Nov. 22, 1948. As the company grows, so does its product lines.



1971

A friend tells Gary Vermeer that he intends to sell his cow-calf business due to the hassles of baling hay. The next morning, Gary and a team of Vermeer product engineers chalk the initial design of the original Vermeer baler on the factory floor. A prototype for the “One-Man Hay System” rolls out the door 45 days later.



1989

Vermeer launches the Super I balers, known in the market as “the balers that just ran.” Models featured hydraulic bale tension which resulted in increased bale density and were the first on the market with a 5-bar pickup.



1999

Vermeer introduces the Rebel® baler, designed to meet the needs of part-time farmers and ranchers who want the freedom to roll their own bales according to their own schedules.



2008

Vermeer introduces the 605 Super M Cornstalk Special baler for custom operators and high-volume producers. It's designed to help increase tonnage per day and provide cost efficiencies in feed and bedding operations, as well as offer an ultimate harvesting solution in an expanding biomass industry.



2014

Vermeer unveils the first continuous round baler (CRB) concept machine. It's designed to help boost productivity by forming two bales simultaneously, keeping the operator continually moving forward without having to stop and wait for a finished bale to eject before moving on.



2018

First unveiled in September of 2017, the ZR5-1200 self-propelled baler started to run with customers in 2018. Based on positive feedback, Vermeer decided to move toward full production in the 2019 hay season.

TABLE OF CONTENTS:

604 R-series balers overview	pg. 4-5
Atlas Pro™ control system	pg. 6-7
604R Premium baler	pg. 8-9
604R Signature baler	pg. 10-11
604R Classic baler	pg. 12-13
Go Pro	pg. 14-15
604 Pro Generation 3 baler	pg. 16-17
504 Pro Generation 2 baler	pg. 18-19
504 R-series balers overview	pg. 20-21
504R Premium baler	pg. 22-23
504R Signature baler	pg. 24-25
504R Classic baler	pg. 26-27
Atlas™ control system	pg. 28-29
604N and 605N balers	pg. 30-31
605N Cornstalk Special baler	pg. 32-33
Rancher 6640 and 6650 balers	pg. 34-35
5520 baler	pg. 36
Bale packaging	pg. 37
Product specifications	pg. 38-46



604 R-SERIES BALERS

We all want consistent, square-shouldered bales — but with operation and field condition differences, we don't all put up hay the same way. Rest assured Vermeer has a baler for various types of operations with the release of the new 6 ft x 4 ft (1.8 m x 1.2 m) baler lineup — 604 R-series balers. This flagship series of balers was designed for smaller-scale operators up to high-producing hay makers who want it all. Common features include a camless pickup, hydraulic density system and a new netwrap system. From the Classic to the Signature to the Premium — one of them is right for you.

604R Classic baler: It's called a classic because it can withstand the test of time. This baler is designed for those who want their equipment to last. It's a no-nonsense baler for operators who like minimal setup and need low horsepower requirements. Plus, it has user-friendly controls and the option to bale with netwrap or twine. This one is a classic fit for small to midsize operations that want to get the job done at an economical price.

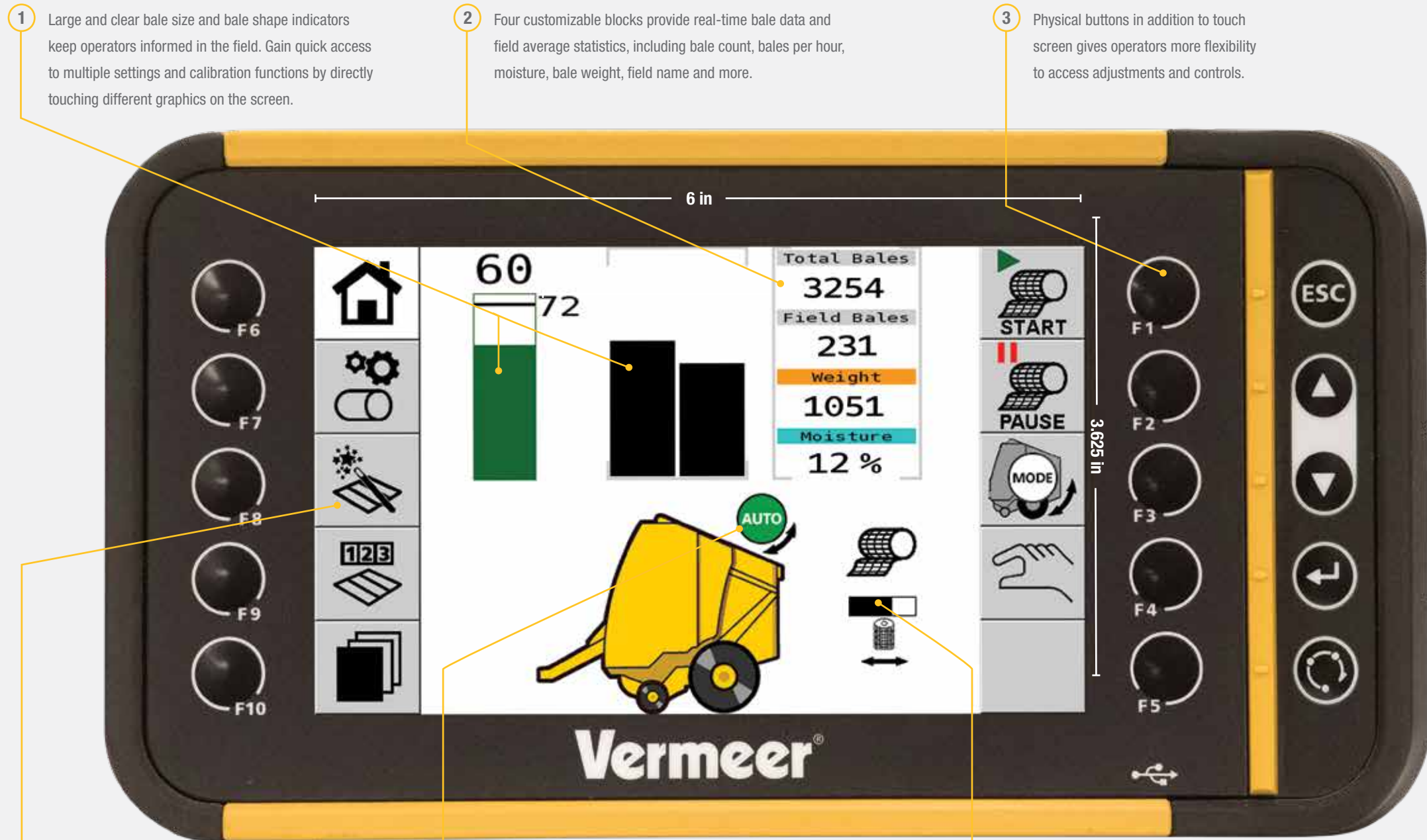
604R Signature baler: What's the signature of this baler? Versatility. This is an "every man's baler" that's designed and built for any hay and forage applications. Its even got smart features like the Atlas Pro™ control system that brings convenience to your operation. It fits like a glove for full-time operators who value control and want convenient-to-adjust, high-density bales.

604R Premium baler: We named it the 604R Premium because it's the cream of the crop when it comes to the 604 R-series baler lineup — it's strong, fast and has smart features. With a 19% increase in baling speed and capacity compared to the 604R Signature baler, it can also produce a 30% denser bale than the 604R Classic and Signature. If you're a high-producing haymaker, the 604R Premium is the way to go.



ATLAS PRO™ CONTROL SYSTEM

Using the Atlas Pro control system from Vermeer classifies you as a pro in the hay business. Serving as your in-cab consultant with real-time information, Atlas Pro control system is equipped with a large, 7 in (17.8 cm) color touch screen display. This system gives operators real-time operational information, advanced field statistics for up to 50 fields, data download capabilities through a USB port, a large range of diagnostic capabilities, along with the basic field and bale statistics you expect.



1 Large and clear bale size and bale shape indicators keep operators informed in the field. Gain quick access to multiple settings and calibration functions by directly touching different graphics on the screen.

2 Four customizable blocks provide real-time bale data and field average statistics, including bale count, bales per hour, moisture, bale weight, field name and more.

3 Physical buttons in addition to touch screen gives operators more flexibility to access adjustments and controls.

6 Advanced field statistics for up to 50 fields. Information is downloadable through a USB port for record keeping and invoicing.

5 Turn on auto-eject mode (standard on 604R Premium baler, optional on 604R Signature baler) to let the control system open and close the tailgate automatically. If necessary, the operator can pause the tailgate.

4 Use the netwrap gauge to see how much netwrap is left on the current roll. Operators can also adjust net tension using the Atlas Pro control system.

ACTUAL SIZE



ATLAS PRO CONTROL SYSTEM FEATURES

USER INTERFACE AND MOUNT	604R SIGNATURE	604R PREMIUM	604 PRO G3
Color touch screen and button control	●	●	●
RAM mount	●	●	●
Audio alarm	●	●	●
BALING CONTROL AND ADJUSTMENTS			
Auto-eject mode	Optional	●	NA
Bale shape feedback left and right	●	●	●
Number of wraps for netwrap*	●	●	●
Number of start, center and end for twine*	●	NA	NA
Manual start and pause for twine*	●	NA	NA
Manual start and pause for netwrap/twine*	●	●	●
Netwrap tension adjustment*	●	●	●
Electronic bale density control	●	●	●
Dual knife bank control	NA	NA	●
REAL-TIME DATA AND FIELD STATISTICS			
Real-time bale size data	●	●	●
Real-time and field average bale weight data	Optional	Optional	Optional
Real-time and field average bale moisture data	Up to 27%	Up to 27%	NA
Tons per hour	Optional	Optional	Optional
Bales per hour	●	●	●
Field statistics downloadable through USB port	50 fields + names	50 fields + names	50 fields + names
Real-time net remaining gauge*	●	●	●
MAINTENANCE AND DIAGNOSTICS			
LED maintenance lights control	Optional	●	Optional
Auto Lube greaser control	Optional	●	NA
Self-diagnostic monitor and sensors	●	●	●
Error history	●	●	●

*If netwrap/twine systems are equipped on baler.

High-producing haymakers have told us they want three things in their baler: They want it to be strong, fast and smart. So, we got to work to design and build the latest baler from Vermeer — the 604R Premium baler. It may have a new look, but what's inside and comes out the back of the baler is what matters most. This is premium haymaking.

Strong:

- Heavy-duty components: large chain size, large tires, poly pickup bands and steel doors

Fast:

- Increased capacity: up to 19% when compared to the 604R Signature baler
- Increased bale density: up to 30% when compared to the 604R Classic and 604R Signature balers
- Auto Lube greasing system

Smart features:

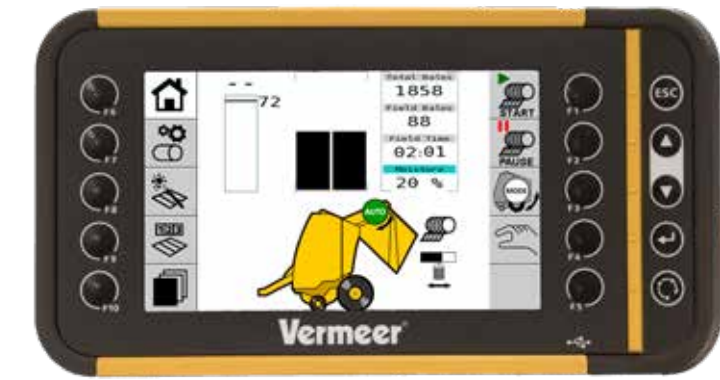
- Auto-eject feature that allows the baler to automatically open and close the tailgate
- Net lift system that uses an electric hoist to help load netwrap
- Atlas Pro™ control system
- Optional scale kit



604R PREMIUM BALER



1 Loading rolls in the back of your baler isn't the most exciting task in your busy, tiring day. We are here to help. An industry-first net lift system allows operators to lift the roll from either the truck or ground up into the netwrap system using an electric thumb control.



2



3



4

2 Sure, everyone wants consistent, tightly wrapped, square-shouldered bales. But what may vary, based on crop type, moisture, tractor and customer preference, is density. The Atlas Pro control system allows you to control the bale density level right from the cab to make bales how you like them. In fact, the 604R Premium can produce bales up to 30% more dense when compared to the 604R Classic and Signature.

3 The 604 Premium belts spin 19% faster than the 604R Signature. This allows hay to enter the chamber faster and the bale to tie quicker, allowing you to finish fields in short order, all thanks to the increased capacity.

4 The new doors are sleek and strong as steel (because they are). And new flotation tires perform even better than they look, helping with flotation and field compaction for a better-looking next crop.

We know not everyone uses the same tractor, so we built our auto-eject system to work on a variety of different ones. With ease of use in mind, we designed a baler that can open and close the tailgate without operator assistance, reducing two steps of the process. But we left jobs like starting and stopping the tractor to you, so you can be in control of how fast you want to go and where you want to place the bale.

What does your 604R Signature baler say about you? You value bale appearance and want consistent, square-shouldered bales. Simplicity and durability define this baler with a pickup that's built for a variety of applications. You want control and easy-to-adjust, high-density bales. And you value smart features that help make your operation more efficient — like the Atlas Pro™ control system. A 604R Signature says it all.

604R SIGNATURE BALER



1 The Atlas Pro control system helps you control the outcome of the bale from the convenience of the cab, including shape, density and net tension. You can monitor real-time stats for up to 50 fields like bale weight, bale count and moisture levels.



2 Rubber-mounted pickup teeth help durability and tooth life. With a 5-bar, camless wide pickup the 604R Signature has an increased number of tines compared to previous models to help allow more crop to be put into your baler and not left on your field.



3 The latest netwrap system on all 604 R-series balers is designed to help maximize the amount of net spread over the edge of the bale. An actuator is responsible for feeding and cutting the netwrap and the hydraulic brake manages the netwrap tension. The netwrap system feeds the net directly onto the main belts of the baler. Smart features allow the operator to control netwrap tension from in the cab on a scale of 0 to 100. A sensor measures the amount of net left on the roll which is displayed on a digital gauge within the Atlas Pro control system in your cab. Over-the-edge net and appropriate netwrap tension help allow operators to maintain the square-shouldered bale.

4 Moisture sensors come standard on the 604R Signature and Premium balers and allow operators to view real-time moisture readings in the cab via their control system. Knowing the bale moisture level can help operators make management decisions such as: whether or not to keep baling or let the crop dry, wrap the hay or determine if they wish to apply preservatives.


5 With an available silage kit, operators will have the flexibility to bale both dry and higher-moisture hay. This gives producers the versatility to adapt to weather without needing different balers. Optional on the 604R Signature and standard on the 604R Premium.

True classics stand the test of time, and the Vermeer 604R Classic baler was designed with the customer in mind. With minimal setup, low horsepower requirements, user-friendly controls and the option to bale with netwrap or twine, the 604R Classic is an ideal fit for small to midsize operations with affordability in mind. The camless wide pickup was designed to reduce wear points, with no cam tracks or follower bearings. The rotor system helps provide positive bale starts and bale shape, while a new hydraulic density system allows the operator to adjust bale density from the cab based on crop type, moisture levels and bale weight preferences. Track productivity on the color touch screen of Atlas™ control system. It's classic baling performance with a highly modern touch.

604R CLASSIC BALER



- 1 Track field stats — such as bales per hour and bales per field — on the 4.3 in (10.9 cm) color touch screen display, as well as additional metrics with optional moisture and optional bale shape sensors. A netwrap gauge works like a gas gauge, letting operators know how much netwrap is available.



- 2 The Vermeer 3-year pickup warranty* covers the internal components and includes parts and labor on the 604R Classic baler. Operators can rest assured the pickup is backed by Vermeer parts and service. See your Vermeer dealer for details.
- 3 A low recommended PTO horsepower of 60 hp-80 hp (44.7 kW-60 kW) lets you hook it up to most tractors.
- 4 A new netwrap system gives operators the ability to control net tension from the cab via the Atlas control system to maximize net spread over the edge of the bale. An actuator feeds and cuts the netwrap while a hydraulic brake manages net tension.
- 5 The 71 in (180.3 cm), 4-bar camless wide pickup features durable spring teeth and fewer moving parts — including no cams or follower bearings — to reduce maintenance. The rotor system helps provide positive bale starts to produce consistent, square-shouldered bales.
- 6 The 604R Classic is designed for the customer looking for an economical baler to be able to get the job done, without all the extra bells and whistles.

*Does not include teeth or hardware for teeth.

GO PRO

Oncoming rain clouds can ruin a hay producer's day. That's why silage is quickly becoming a preferable option for producers everywhere who are tired of waiting on good weather and want high-quality forage for their cattle. According to Michigan State University Extension, silage harvested within five days of the optimal time has a feed quality advantage of \$26.46 per ton over dry hay*. For some producers, that's reason enough to make the switch.

Of course, it takes a tough baler to handle the added tonnage of high-moisture hay.

The Vermeer Pro balers were specially designed and built from the ground up to handle the rigors of baling wet, heavy crops — combining strength and smart features while still giving you the versatility of having a baler that can bale dry hay.

- Pro balers are designed to fit the needs of silage producers. From its solid frame to its heavy-duty components — like large bearings, chains, rollers and poly pickup bands — Pro balers were built to handle heavy, wet bales.
- The versatility comes from features like the Xtracut17 chopper system, which lets operators adjust knife settings to cut crops for optimized bale density, fermentation, silage quality and digestibility. Pre-cutting your crop is ideal for both dry and wet hay as it produces a more palatable product for the cattle and is efficient to mix when placed in a total mixed ration (TMR) mixer.
- Hydroflexcontrol allows the baler floor to flex up and down depending on the size of the windrow in order to minimize blockage in the pickup. If the baler does plug, operators can hydraulically open the floor from the cab to clear the blockage and move the material back into the chamber.

Pro balers signal the next generation in silage baling. It's no longer about watching the weather, but being ready to make high-quality hay.

*Credit: Jerry Lindquist, Michigan State University Extension



High-moisture crops are taking the hay and forage industry by storm and they are here to stay. Of course, it takes a tough baler to handle the added tonnage of high-moisture hay.

The Vermeer 604 Pro Generation 3 was specially designed and built from the ground up in Pella, Iowa, to handle the rigors of baling wet, heavy crops – combining strength and smart features while still giving producers the versatility of having a baler that can bale dry hay.

The 604 Pro G3 is how you win the day when wanting to make high-quality hay. Built right, right here by Vermeer.



1 Spread it edge to edge with a new netwrap system designed for operator convenience. Its location on the back of the machine makes it convenient to load, monitor and adjust netwrap. Producers even know how much is left on the roll, right from the cab.

604 PRO GENERATION 3 BALER



The 604 Pro G3 balers say silage. Vermeer engineers in Pella, Iowa, were intentional about every design element — from how it rides in the field to how it cuts, wraps and ejects bales. Plus, every part and component built into the machine was carefully selected for performance and durability.



- 2** Whether the hay is wet or dry, it's of no use to producers when it ends up somewhere other than the cow's mouth. The Xtracut17 chopper system uses 17 knives to pre-cut the crop, giving cows smaller bites of hay to fit the size of their mouths, to help minimize feed loss. Operators can select if they want to use 0, 8, 9 or 17 knives from the Atlas Pro™ control system. Select knives right from the cab to make the right cut for optimized bale density, fermentation, silage quality and digestibility. You'll see the difference come feeding time. In addition, pre-cut bales can decrease mixing time in total mixed ration (TMR) mixers or feed grinders.
- 3** A solid frame, heavy-duty components like large bearings, chains and rollers and poly pickup bands are ideal for handling wet, heavy bales.
- 4** Operators can be confident with four endless belts, 11.2 in x 472 in (28.5 cm or 1199 cm), made of layers of synthetic material and rubber to provide the durability needed to bale heavy, dense bales. When there are no laces to fail, you can minimize maintenance and maximize longevity.
- 5** The Atlas Pro control system helps control the outcome of the bale by allowing producers to monitor bale shape, adjust density and modify knife settings right from the cab. You can also monitor real-time stats for up to 50 fields.

Get pro silage baling performance with the 504 Pro Generation 2 baler. It's built to handle the demands of heavy, wet material and produce high-quality bales in a variety of materials. For operators who want pro performance for frequent silage baling — the 504 Pro G2 sets the standard.

The Xtracut17 chopper system uses a 17-knife setup to produce a high-quality cut for optimized bale density. This can help increase palatability while decreasing feed loss. Hydroflexcontrol allows the feed floor to shift up and down so uneven swaths can pass — helping save time and reduce plugging. The 5 ft x 4 ft (1.5 m x 1.2 m) variable chamber baler comes standard with an E-Link Pro display that lets you electronically adjust density control from the cab.

Whether you're baling silage, dry hay or a combination of both, the 504 Pro G2 offers the features and flexibility you need to produce high-quality bales in a variety of materials. Pro standards. Pro performance.

504 PRO GENERATION 2 BALER



- 1 Two gull-wing panel doors open wide and provide access for routine maintenance. Four grease banks, conveniently located on each side of the tailgate, allow you to grease all roller bearings in minutes. Automated chain oilers help extend the life of the chains.
- 2 Divide power equally using the patented powersplit transmission. This unique shared-drive gearbox design, with integrated transversal shafts, allows horsepower to be shared efficiently between rotor and bale chamber.
- 3 Hydroflexcontrol, with a suspended and flexible mounting, allows the feed floor to shift up and down slightly so uneven swaths can pass. If a plug does occur, hydroflexcontrol can open the feed floor up to 17 in (43.2 cm).
- 4 Heavy-duty drive components, from chains to bearings, effectively and consistently handle heavy, dense silage bales. The 11.2 in x 433.1 in (28.5 cm x 1100 cm) endless belts eliminate the need for lace maintenance.

504 R-SERIES BALERS

For many years, Vermeer has designed and manufactured a variety of sizes of balers to fit producers' needs of all kinds, no matter how large or small.

Today, as we complete the Vermeer 504 R-series baler line, we aim to continue meeting the needs of the customer. Offering simplicity, ease of use and more unique features than ever before.

Welcome to the Vermeer 504 R-series baler lineup: Classic, Signature and Premium.


504R Classic baler: We know and understand that small beef producers or part-time farmers need and want to put up hay, but it doesn't make sense for them to purchase a baler with all the bells and whistles a custom operator may need. With minimal setup required to get in the field and at an economical price point, this is the full-time baler for the part-time operator.

504R Signature baler: Built for the full-time working man, the 504R Signature is the even blend of convenience, ease-of-use and durability. The Signature name says it all; this baler advances the Gary Vermeer legacy of round balers with expert engineering and innovative technology.

504R Premium baler: A high-output baler with advanced technology and it comes from the factory silage ready. The 504R Premium is ready to provide a first-class baling experience with added features to help increase productivity. This baler is meant for the serious producer ready to put up some serious crop.



The Vermeer 504R Premium baler is fully loaded and comes standard with a silage kit specially designed for maximum output of high-moisture crops. More than a silage special, this baler is equipped with heavy-duty components, premium belts, a 5-bar camless pickup and the Atlas™ control system. This package offers high capacity in heavy crops and produces good-looking bales in tough conditions. Plus, a Vermeer 3-year pickup warranty* provides peace of mind for many silage seasons to come. Silage or not, this is your first-class baler.



1 As baleage gains popularity across North America, operators demand a baler that is specially designed and built to handle it. The 504R Premium comes standard with a silage kit, ready for your wet hay needs. With heavy-duty components and “rock” belts or an option for endless belts, this baler is rugged and ready to handle the rigors of baling heavy crop, while still making a good-looking bale.

*Does not include teeth or hardware for teeth.

504R PREMIUM BALER



2 The Atlas control system comes standard on the 504R Premium. Complete with a color touch screen in the cab to manage baler functions and view baler and field statistics, this system also comes with a wiring harness and RAM mount. Learn more on pages 28-29.



3 The optional large flotation tires on the 504R Premium do more than make your neighbors turn their heads. The flotation tires offer a smooth ride on rough terrain, stability on hills and can reduce the amount of stress on your baler. The flotation tires also minimize compaction on the land.



4 Along with the other R-series balers, the 504R Premium comes equipped with the 60 in (152.4 cm) camless wide pickup system. This pickup has minimal moving parts to help minimize maintenance and parts costs. After the steel windguard roller smooths out the windrow, the hay enters the baler and is forced back to the chamber by an aggressive rotor. The Vermeer 3-year pickup warranty is offered on all of our R-series balers. The warranty covers internal components and includes parts and labor on the 504 R-series balers. See your Vermeer dealer for details.



5 With standard grease banks, it is convenient for operators to perform routine maintenance on the baler to help prolong machine life. An optional Auto Lube greasing system is available to provide automatic lubrication to critical bearings at user-defined intervals set through the Atlas control system.



6 Meant for operators who want to bale high-moisture crops at a quick, efficient pace, the 504R Premium can out-bale our other 504 R-series balers. Starting with the increased pickup speed and ending with a faster tie cycle than the 504R Signature baler, this baler can handle the intense pace of a full-time 5 ft x 4 ft (1.5 m x 1.2 m) operator.

The Signature name says it all. Vermeer introduced the “One-Man Hay System” in 1971 to help farmers and ranchers get the job done. The 504R Signature baler advances this legacy by giving the working man a baler for any operation. Designed for producers who harvest primarily dry hay but also want the ability to bale silage with an optional silage kit when the weather isn’t on their side. It is built upon the three signature pillars of Vermeer balers — convenience, ease of use and durability.

Convenience: Durable steel windguard roller, camless wide pickup, aggressive pickup rotor and optional spring-loaded bale ramps for quiet and smooth operation while baling at a quick pace.

Ease of use: Quick-attach stripper bands, optional hydraulic pickup, free motion device and one-touch tailgate locks for ease of use and maintenance.

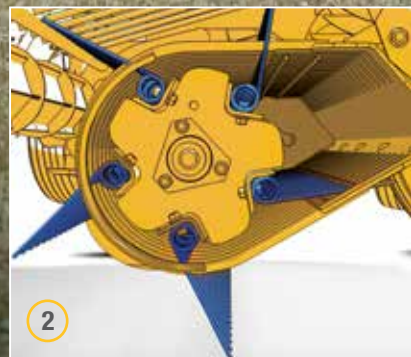
Durability: High-torque driveline, 80 Diamond drive chains, durable-drive bearings, 5-bar wide pickup and minimal replaceable parts to help prolong machine life.



1 The Vermeer 3-year pickup warranty* covers the internal components and includes parts and labor on the 504R Signature. Operators can rest assured the pickup is backed by Vermeer parts and service. See your Vermeer dealer for details.

*Does not include teeth or hardware for teeth.

504R SIGNATURE BALER



2 A camless wide pickup with no cam tracks or follower bearings allows for a smoother, quieter operation (minimal squeals or noises) compared to previous models. This durable, 5-bar pickup is equipped with steel teeth for baling tough or heavy crops and features fewer moving parts to help reduce maintenance and prolong the life of the machine.



3 The Atlas™ control system comes standard on the 504R Signature. With a 4.3 in (10.9 cm) color touch screen display, this system is intuitive and offers operators the ability to change baler settings, and view field stats and diagnostic screens.



4



5

Model illustration shown



6



7

4 An aggressive rotor creates positive bale starts while the auger and feeding system forces crop into the chamber and onto the rotating belts for bale formation. Together, along with the camless wide pickup, this forms square-shouldered, dense bales.

5 A 5-bar, camless wide pickup features more total tines to gather the crop for big feeding capacity when compared to the 504R Classic baler. This helps minimize the wear on each individual tine and more importantly provides an efficient, positive start of the crop into the bale chamber. More tines can also equal more crop picked up in the field.

6 Real-time moisture sensors come standard on the 504R Signature and provide moisture readings via the Atlas control system, giving operators access to real-time and field average moisture information in the tractor cab.

7 The durable drive train handles starting and stopping during operation. The three main drive chains are made with 80 Diamond chain to help minimize chain maintenance. The upper and lower drive bearings have a 33% higher load rating while the clutch’s maximum torque rating is 32% higher than on previous models. Durable parts allow operators to efficiently bale dry or wet hay.

Are you a part-time farmer looking for a full-time baler? The Vermeer 504R Classic baler is designed for small operations who want good value in a dependable baler. A wide pickup and optional bale shape sensors make baling efficient, and with minimal setup and adjustments required, you'll feel like you've been baling with it forever. A camless wide pickup and heavy-duty components help maximize durability for prolonged machine life. And it comes at an economical price with a 3-year pickup warranty.*

504R CLASSIC BALER



1 The Atlas™ control system delivers robust performance with simplicity in an intuitive package. A 4.3 in (10.9 cm) color touch screen displays everything you need to bale and allows operators to track field statistics, bales per hour and average bale size. Optional features include the ability to see bale shape on the display as well as real-time moisture readings. The Atlas control system is the convenient way to put up hay.

*Does not include teeth or hardware for teeth.



2 The effective Vermeer camless wide pickup is standard on the 504R Classic. Built with few moving parts, this camless pickup allows you to get the job done when you have the time to put up hay and help minimize parts cost when it is time for routine maintenance. This 60 in (152.4 cm), 4-bar pickup is built to gather the hay, even in less than ideal windrows.



- 3** The same popular windguard roller and pickup rotor system found on the 504R Signature baler comes standard on the 504R Classic. The durable windguard roller helps smooth out the crop before it enters the pickup and the rotor helps aggressively force the crop into the back of the chamber for bale formation.
- 4** Tractors don't just haul balers. That is why we designed a baler to fit many tractor varieties. With a low recommended PTO horsepower of 50 hp (37.3 kW), the 504R Classic will run with most part-time operators' tractors.
- 5** While this baler is designed for part-time operators — it's also built to last with durable chains and components, including strong drive shafts.
- 6** 504R Classic features an optional netwrap system that makes net efficient to feed and operate. Using netwrap helps reduce hay loss in storage compared to twine, increase bale wrapping speed and keep the shape and structure of your bales during storage.

ATLAS™ CONTROL SYSTEM

At an economical price point, the Atlas control system offers intuitive operations and control. It comes equipped with a 4.3 in (10.9 cm) color touch screen display. Similar to the atlas in your glovebox, the system offers you a convenient way to navigate putting up hay.

Available on the following balers:

504R Premium baler



504R Signature baler



504R Classic baler



604R Classic baler



1 An alarm notifies the operator when the baler is near full, when it is full, when the tie cycle is complete, when the tailgate is closed or when there is an error.

2 Intuitive navigation allows operators to adjust settings, read bale statistics and review diagnostic screens.

3 Verifies your tailgate is locked before starting your next bale with this visual indication.

4 Bale size indication gives near full and full notifications to help the operator know when the target bale size is reached.

5 A netwrap gauge works like a fuel gauge, letting operators know how much netwrap is available (604R Classic only).

6 When desired, start and pause touch buttons allow for manually starting or pausing the tie cycle.

7 Left and right bale shape indicators help operators bale a dense, evenly packed bale. When the bale is full, this portion of the screen will change to indicate to open the tailgate when the tie cycle completes and that the tailgate is open when ejecting the bale.

8 When the baler is equipped with moisture sensors, real-time moisture readings are shown here.

9 The top bale number indicates how many bales have been produced in the current field and the bottom number indicates how many total bales are on the machine.

10 Keeps track of bale statistics and information for up to 10 fields. Data can be viewed through the display.

3.75 in (9.5 cm)

2.09 in (5.3 cm)

Vermeer

ACTUAL SIZE



ATLAS CONTROL SYSTEM FEATURES

USER INTERFACE AND MOUNT	504R CLASSIC	504R SIGNATURE	504R PREMIUM	604R CLASSIC
Color touch screen and button control	●	●	●	●
RAM mount	●	●	●	●
Audio alarm	●	●	●	●
BALING CONTROL AND ADJUSTMENTS				
Bale shape feedback — left and right	Optional	●	●	Optional
Number of wraps for netwrap*	●	●	●	●
Number of start, center and end for twine*	●	●	●	●
Manual start and pause for twine*	●	●	●	●
Manual start and pause for netwrap*	●	●	●	●
Netwrap tension adjustment*	NA	NA	NA	●
Electronic bale density control	NA	NA	NA	●
REAL-TIME DATA AND FIELD STATISTICS				
Real-time bale size data	●	●	●	●
Real-time and field average bale moisture data	Optional — up to 27%	Up to 27%	Up to 27%	Optional — up to 27%
Bales per hour	●	●	●	●
Field statistics (10 fields)	●	●	●	●
Real-time net remaining gauge*	NA	NA	NA	●
MAINTENANCE AND DIAGNOSTICS				
LED maintenance lights control	NA	NA	Optional	NA
Auto Lube greaser control	NA	NA	Optional	NA
Self-diagnostic monitor and sensors	●	●	●	●

*If netwrap/twine systems are equipped on baler.

604N AND 605N BALERS



The 604N and 605N balers deliver the strength, productivity and operating convenience of Super M baler technology with the added capability and enhanced performance of features like the patented dual-stage belt-tightening system. From top to bottom, this baler is built to withstand tough conditions and high-capacity production — offering smooth, consistent performance to high-volume hay producers who want large 6 ft (1.8 m) diameter bales.

An operator will recognize the heavy-duty components and several key features like 5-bar pickup, direct crop feed, optional netwrap system and high-strength upper/lower drive rollers. It all results in reliable performance and efficiency.

The 604N and 605N come equipped with 21.5L-16.1 flotation tires, a hydraulic bale ramp, a moisture sensor and an automatic pickup clutch. Packaged together these features help optimize performance for high-volume producers.

The 604N and 605N look noticeably different, but what hasn't changed is the smart design, machine durability and the reliable, user-friendly performance that have come to define Vermeer balers.




- 1 The optional pickup clutch automatically stops the pickup when the desired bale size is reached, lessening inadvertent overfill of the bale chamber to help protect the rollers, bearings and belts. Seals on either side of the pickup bushings help keep out dirt and dust. Toolless gauge wheel adjustment allows for efficient pickup height adjustments.
- 2 Direct Crop Feed enables the forage crop to be fed directly to the bottom drum and bale-starting chamber.
- 3 The E-Link Pro display offers enhanced usability, such as accessible bale weight and moisture readings on the home screen with standard moisture sensors and optional scale kit. Additionally, the E-Link Pro comes with the ability to keep track of information for up to 20 customers, with up to 10 fields per customer.
- 4 Optional Auto Lube greasing system, controlled through the E-Link Pro display, provides automatic lubrication to critical bearings at user-defined intervals.

It takes a rugged baler with heavy-duty components to withstand the tough conditions and tight time frames of baling cornstalks. When it comes to durability and efficiency, the Vermeer 605N Cornstalk Special baler is equipped to bale through tough crop quickly and efficiently.

A patented powered windguard helps provide good starts, a clean uniform intake and allows the recommended operating speed to increase. Having a superior feeding system means you'll have more cornstalk bales to handle. Fortunately, loading bales has never been more efficient than with the optional Inline® ramp.

The pickup clutch helps provide long pickup life due to less wear and tear on components and the E-Link Pro display helps custom operators keep track of customer information. With more heavy-duty components than its predecessor, it's clear that the 605N Cornstalk Special offers unmatched productivity when baling cornstalks.



1

605N CORNSTALK SPECIAL BALER




- 1 Patented powered windguard design — features evenly spaced, fin-shaped plates clamped to the hex shaft to help feed high-volume cornstalk material into the bale chamber. And it's reversible — so you can quickly clear the pickup and continue to bale, without leaving the tractor cab.




Confidence Plus®

Feel assured with the Vermeer Confidence Plus® asset protection program extended service 2-year contract which comes standard with the 605N Cornstalk Special.




2

Pickup clutch



3



4



5

- 2 The drive system features a pickup clutch that is mounted on the lower drive roller that automatically stops the pickup when desired bale size is reached. Lessening inadvertent overfill of the bale chamber, this feature can provide longer pickup life due to less wear and tear on components.
- 3 The optional Inline ramp makes loading bales in the field up to 35% faster by turning the bales during discharge to position them between the rows. Help reduce damage to the bales with less tractor movement required for bale retrieval. This also allows the operator who is moving the bales to drive along the cornstalk rows rather than across them, making for a comfortable ride.
- 4 The E-Link Pro display offers accessible weight readings on the home screen, and comes with the ability to keep track of information for up to 20 customers electronically.
- 5 The Auto Lube greasing system is just one of the extreme-duty components the 605N Cornstalk Special boasts. Auto Lube system can be controlled through the E-Link Pro display to help the operator identify the need for lubrication to critical bearings.

Right size. Right price. Vermeer Rancher balers are economically priced and designed to match up with lower horsepower tractors commonly used in cow-calf operations. Featuring smart design, patented Vermeer baler technology and a competitive price tag — even when you compare them to late-model used balers — Rancher balers give you value and the extra peace of mind that comes with a new product one-year limited warranty.

Bottom line? Large-diameter round bales up to 5.5 ft (1.7 m) tall. Balers you can power with minimum 50 hp-60 hp (37.3 kW-44.7 kW) tractors. And bales you can handle and feed with midsized tractors, loaders or skid steers. Rancher balers come equipped with standard flotation tires and a radial pin clutch to help protect the pickup. Rancher balers are just right for your ranch.



1



RANCHER 6640 AND 6650 SERIES BALERS

1 The Vermeer Bale Expert™ baler monitor gives you information, control and operating conveniences. Auto-Start Advance increases netwrap speed by triggering the wrap cycle even before the bale chamber completes its final bale rotation. Additional features include standard moisture-sensing, left and right bale shape indicators, bale count reporting, near full, full bale and tailgate lock alarms.

BALE EXPERT MONITOR FEATURES

USER INTERFACE AND MOUNT	RANCHER 6640 AND 6650
Monochrome screen and button control	●
Audio alarm	●
BALING CONTROL AND ADJUSTMENTS	
Bale shape feedback (requires bale shape sensors)	L/R
Number or wraps per bale for netwrap	●
Number of start, center and end for twine	●
Manual start and pause for netwrap/twine	●
REAL-TIME DATA AND FIELD STATISTICS	
Real-time bale size data	●
Real-time and field average bale moisture data	●
Bales per hour	●
Bale counts (10 fields)	●
MAINTENANCE AND DIAGNOSTICS	
Self-diagnostic monitor and sensors	●



2



3



4



5

2 Haysaver wheels are a proven, reliable performer over millions of acres. A specially formed, long-finger design gives you positive raking action, minimizes bounce in rugged terrain and a clean wide sweep of the field. The design makes adjustments efficient with just a few turns of the wrench.

3 With bales that roll up to 5.5 ft (1.7 m) in diameter, you now have a package that's sized right for tractors and for manageable feeding. Rancher 6650 bales are 5 ft (1.6 m) wide and all you need is a minimum 60 hp (44.7 kW) tractor. Rancher 6640 bales are 4 ft (1.2 m) wide and require a minimum 50 hp (37.3 kW) tractor.


4 The optional netwrap system feeds net directly to the main belts of the baler. The brake tension/friction design helps you maximize the number of wrapped bales per roll. A spiral roller provides full bale coverage on every rotation, even at the start of the wrap cycle.

5 Radial pin clutch on the pickup — adapted from the Super M-series — offers pickup protection for durability and reliability.

How do you describe a Vermeer 5520 baler? Tough. Independent. Hardworking. The perfect balance of simplicity, convenience and reliability. And now, a proven performer with millions of acres under its belt. Built for operators with a sharp eye for a great value, looking to roll their own bales in their free time, with lower horsepower tractors.

Today's 5520 is still modeled after the classic original, but now it combines many of the quality features and the reliability of larger Vermeer models, with user-friendly functionality and lower horsepower requirements. This generation comes equipped with Alligator rivet belt laces for maximum strength, with optimized belt tracking to help keep you running and a balanced density system that produces good looking bales. Haysaver wheels are now more convenient to adjust with just a few quick turns of a wrench. And, the optional netwrap system is efficient to load, to feed and is more reliable to operate — with an improved net spreading system that can wrap bales in less than 10 seconds, just the way you like them — right to the edge.

5520 — 5 ft x 5 ft (1.5 m x 1.5 m) bales up to 1200 lb (544.3 kg), minimum 50 hp (37 kW) required.



5520 BALER



1 The 5520 features an optional netwrap system that makes net convenient to feed and operate. No more hassles or confusion with belts and rollers. Just feed the net directly to the baler's main belts and spread net to the edge of the bale.

BALE PACKAGING

VERMEER™ NET

Wrapping technology is a key component in making a good-looking bale that is transportable and can withstand harsh weather. Meet the partner in strength and reliability, Vermeer Net, available for 4 ft and 5 ft (1.2 m and 1.5 m) balers of all kinds. And, with nine size options to choose from, you can get the roll size that is just right for you. The black, white and green color scheme lets folks know you're baling with some real tough netwrap.

Vermeer Net key features:

- Made with heavy-duty high-density polyethylene (HDPE) for superior net strength
- Optimized bale appearance with little net stretch
- Optimum net spread to cover square-shouldered bales from one side to the other
- Convenient handling with handgrips on net packaging

PLASTIC FILM

Maintain quality forage and nutrition for up to 12 months with the superior strength and airtight seal of plastic film. The reflective white material provides ultraviolet protection for outdoor storage. With a minimum of 25 micron (1 mil) in thickness, bales can stand a better chance against unpredictable weather and unwanted pests. End caps are also available.

TWINE

Contact a local Vermeer dealer for your choice of three twine options: sisal, plastic and solar degradable.

- Extra-long sisal twine boasts strong fibers to aid in consistent trouble-free baling.
- Sporting continuous filaments within the plastic, monofilament baler twine has made it an industry standard twine. With its tight hold using brightly colored polypropylene spiral, these plastic twine-wrapped bales can be stored outdoors for up to 18 months without significant deterioration.
- With the degradability of sisal twine and the durability of plastic twine, solar degradable twine can provide a more custom solution to any operation.



NETWRAP				
BRAND	ROLL WIDTH	ROLL LENGTH	COMPOSITION	PART NUMBER
Vermeer Net	48 in (122 cm)	5000 ft (1524 m)	100% HDPE	104195031
Vermeer Net	48 in (122 cm)	9840 ft (3000 m)	100% HDPE	104195028
Vermeer Net	51 in (129.5 cm)	5000 ft (1524 m)	100% HDPE	104195027
Vermeer Net	51 in (129.5 cm)	9840 ft (3000 m)	100% HDPE	104195024
Vermeer Net	53 in* (134.6 cm)	9840 ft (3000 m)	100% HDPE	104195032
Vermeer Net	64 in (162.5 cm)	7000 ft (2134 m)	100% HDPE	104195026
Vermeer Net	64 in (162.5 cm)	8800 ft (2682 m)	100% HDPE	104195029
Vermeer Net	67 in (170 cm)	7000 ft (2134 m)	100% HDPE	104195025
Vermeer Net	67 in (170 cm)	8000 ft (2438 m)	100% HDPE	104195030

*Only to be used in limited Vermeer balers. Contact your dealer for details.

PLASTIC FILM			
SIZE	THICKNESS	COLOR	PART NUMBER
20 in x 6000 ft (50.8 cm x 1828 m)	25 micron (1 mil)	White	116083001
20 in x 6000 ft (50.8 cm x 1828 m)	25 micron (1 mil)	Black	116084001
30 in x 5000 ft (76.2 cm x 1524 m)	25 micron (1 mil)	White	116085001
30 in x 5000 ft (76.2 cm x 1524 m)	25 micron (1 mil)	Black	116086001
30 in x 5000 ft (76.2 cm x 1524 m)	37 micron (1.5 mil)	White	116087001

TWINE				
TYPE	BALER	DESCRIPTION	LENGTH	PART NUMBER
Sisal	Round baler	Treated	16000 ft (4877 m)	103714005
Sisal	Round baler	Untreated	16000 ft (4877 m)	103714009
Plastic	Round baler	110 lb (50 kg) — Hi Vi	20000 ft (6096 m)	104194001
Plastic	Round baler	125 lb (56.7 kg) — Hi Vi	20000 ft (6096 m)	104194003
Plastic	Round baler	140 lb (63.5 kg) — Hi Vi	20000 ft (6096 m)	104194005
Plastic	Round baler	110 lb (50 kg) — slit film	20000 ft (6096 m)	104194037
Solar degradable	Round baler	110 lb (50 kg)	20000 ft (6096 m)	104194029

604R CLASSIC, SIGNATURE AND PREMIUM BALERS SPECIFICATIONS

BALE SIZE	604R CLASSIC	604R SIGNATURE	604R PREMIUM
Bale diameter	36 in-72 in (91.4 cm-182.8 cm)	36 in-72 in (91.4 cm-182.8 cm)	36 in-72 in (91.4 cm-182.8 cm)
Bale width	47 in (119.4 cm)	47 in (119.4 cm)	47 in (119.4 cm)
Bale weight*	2000 lb (907.2 kg)	2400 lb (1088.6 kg)	2400 lb (1088.6 kg)
DIMENSIONS AND WEIGHTS			
Length standard	164 in (416.6 cm)	164 in (416.6 cm)	184 in (467.4 cm)
Length with net	184 in (467.4 cm)	184 in (467.4 cm)	184 in (467.4 cm)
Length with ramp	198 in (503 cm)	206 in (523.2 cm)	206 in (523.2 cm)
Height	121 in (296.5 cm)	121 in (296.5 cm)	121 in (296.5 cm)
Width	101 in (256.5 cm)	101 in (256.5 cm) Standard 115 in (292.1 cm) Flotation	115 in (292.1 cm)
Weight fully optioned	6820 lb (3093.5 kg)	7280 lb (3302.2 kg)	8020 lb (3637.8 kg)
Drawbar weight	1440 lb (653.2 kg)	1480 lb (671.3 kg)	1520 lb (689.5 kg)
BALE FORMING CHAMBER			
Type of chamber	Variable	Variable	Variable
Drive roller size	(2) 5.5 in (14 cm) diameter, rubber coated, with 1.75 in (4.4 cm) hex bearings	(2) 5.5 in (14 cm) diameter, rubber coated, with 1.75 in (4.4 cm) hex bearings	(2) 5.5 in (14 cm) diameter, rubber coated, with 1.75 in (4.4 cm) hex bearings
Idler roller size	3.5 in (8.9 cm), 4.8 in (12.1 cm)	3.5 in (8.9 cm), 4.8 in (12.1 cm)	3.5 in (8.9 cm), 4.8 in (12.1 cm)
Start roller size	5.3 in (13.3 cm)	5.3 in (13.3 cm)	5.3 in (13.3 cm)
Number of plies	3-ply mini rough top	3-ply mini rough top	3-ply mini rough top
Width of belt	6.8 in (17.3 cm)	6.8 in (17.3 cm)	6.8 in (17.3 cm)
Number of belts	6	6	6
Length of belt (long)	563.5 in (1431.3 cm)	563.5 in (1431.3 cm)	563.5 in (1431.3 cm)
Length of belt (short)	557 in (1414.8 cm)	557 in (1414.8 cm)	557 in (1414.8 cm)
Type of lace	Alligator rivet	Alligator rivet	Alligator rivet
DRIVE SYSTEM			
Driveline	80° CV, 540 rpm, standard lube	80° CV, 540 rpm, standard lube	80° CV, optional 540 rpm or 1000 rpm, extended lube
Roller chains	Single 60 and 80	Single 60 and 80	Single 80 and 100
Torque protection main input shaft	Friction clutch	540 rpm friction, 1000 rpm cutout	Cutout clutch
Torque protection pickup	Radial pin clutch	Radial pin clutch	Radial pin clutch
Bearing and sprocket configuration	Hex drive shafts and bearings	Hex drive shafts and bearings	Hex drive shafts and bearings
TRACTOR REQUIREMENTS			
PTO horsepower required	60 hp (44.7 kW)	70 hp (52 kW)	75 hp (56 kW)
PTO horsepower recommended	80 hp (60 kW)	90 hp (67 kW)	95 hp (71 kW)
CAMLESS WIDE PICKUP			
Width tooth to tooth	71 in (180.3 cm)	71 in (180.3 cm)	71 in (180.3 cm)
Width on outside flair	74 in (188 cm)	74 in (188 cm)	74 in (188 cm)
Tooth bars	4	5	5
Number of teeth	(56) double steel coil with 2.83 in (7.2 cm) spacing	(70) double rubber mounted with 2.83 in (7.2 cm) spacing	(70) double rubber mounted with 2.83 in (7.2 cm) spacing
Stripper band diameter	Steel — 12.6 in (32.1 cm)	Steel — 12.6 in (32.1 cm)	Poly — 12.6 in (32.1 cm)
Drive	Single 60	Single 60	Single 80
Flotation	Gauge wheels 4.8-16 HD semi-pneumatic with spring assist	Gauge wheels 4.8-16 HD semi-pneumatic with spring assist	Gauge wheels 7.1-16 HD semi-pneumatic with spring assist
Pickup lift	Manual standard, hydraulic optional	Hydraulic standard	Hydraulic standard

*Dependent on crop and moisture content.



604R Classic baler



604R Signature baler



604R Premium baler

604R CLASSIC, SIGNATURE AND PREMIUM BALERS COMPARISON

FEATURES	604R CLASSIC	604R SIGNATURE	604R PREMIUM
3-year pickup warranty	Standard	Standard	Standard
Auto-eject	NA	Optional field installed	Standard
BALE RAMP			
Spring loaded	Optional	NA	NA
Hydraulic	NA	Standard	Standard
BELTS			
3-ply mini rough top	Standard	NA	NA
Premium 3-ply mini rough top	NA	Standard	Standard
CONTROL SYSTEM			
Net tension control	Standard	Standard	Standard
Bale shape indicators	Optional	Standard	Standard
Field statistics	10 fields	50 fields and names	50 fields and names
Real-time moisture data with moisture sensors	Optional	Standard	Standard
Real-time bale weight data with scale kit	NA	Optional field installed	Optional field or factory installed
Real-time net gauge	Standard	Standard	Standard
Grease bank	NA	Standard	NA
Auto Lube greasing system	NA	Optional	Standard
LED maintenance lights	NA	Optional	Standard
Net lift system	Optional field installed	Optional field installed	Standard
Netwrap system	Optional	Optional	Standard
DENSITY			
Bale density adjustments via control system	Standard	Standard	Standard
Cylinder size	2.5 in (6.4 cm)	2.5 in (6.4 cm)	Premium 3 in (7.6 cm)
Readings	Optional physical gauge	Digital gauge	Digital gauge
Output	Standard	Standard	30% increase
PICKUP SYSTEM			
Manual lift	Standard	NA	NA
Hydraulic lift	Optional	Standard	Standard
Rubber mounted pickup teeth	NA	Standard	Standard
Steel teeth	Standard	NA	NA
Right-hand door	NA	Standard	Standard
Silage kit	NA	Optional	Standard
Twine system	Optional	Optional	Optional
- Feed mechanism — single arm applying two twines	Twine storage — 4	Twine storage — 7	Field installed — 7
- Twine tension — adjustable spring-loaded tension plates			
TIRES			
14L-16.1	Standard	Standard	NA
21.5L-16.1 (flotation tire)	NA	Optional	Standard
Fire extinguisher, safety chain	Optional	Optional	Optional

604 PRO GENERATION 3 BALER SPECIFICATIONS

BALE SIZE	604 PRO G3
Bale diameter	36 in-72 in (91.4 cm-182.8 cm)
Bale width	48 in (121.9 cm)
Bale weight*	2400 lb (1088.6 kg)
DIMENSIONS AND WEIGHTS	
Length standard	213 in (541 cm)
Length with net	NA
Length with ramp	NA
Height	120 in (304.8 cm)
Width standard	112 in (284.5 cm)
Weight fully optioned	10,000 lb (4535.9 kg)
Drawbar weight	920 lb (417.3 kg)
BALE FORMING CHAMBER	
Type of chamber	Variable
Drive roller size	(1) 7.1 in (18 cm) diameter, rubber covered and (1) 6.6 in (16.8 cm) in diameter, steel, all with 50 mm (1.9 in) bearings
Drum roller size	9.5 in ribbed
Idler roller size	9.5 in, 6.6 in, 4.5 in, 2 rubber covered intermeshing
Start roller size	8 in (20.3 cm)
Number of plys	3-ply mini rough top
Width of belt	11.2 in (28.5 cm)
Number of belts	4
Length of belt (long)	472.4 in (1198.9 cm)
Length of belt (short)	NA
Type of lace	Endless belts
DRIVE SYSTEM	
Driveline	80° CV, optional 540 rpm
Drive roller chains	Single 60, 80, 100 and double 80
Torque protection main input shaft	Cut-out clutch
Torque protection pickup	Radial pin clutch
Bearing and sprocket configuration	Round and hex drive shafts, greasable roller bearings
TRACTOR REQUIREMENTS	
PTO horsepower required	90 hp (67.1 kW)
PTO horsepower recommended	120 hp (89.5 kW)
CAMLESS WIDE PICKUP	
Width tooth to tooth	73 in (185.4 cm)
Width on outside flair	78 in (198.1 cm)
Tooth bars	5
Number of teeth	75 double rubber mounted with 2.5 in (6.4 cm) spacing
Stripper band diameter	13.5 in (34.3 cm)
Drive	Single 60
Flotation	Gauge wheels 7.10-16 HD semi-pneumatic — spring assist
Pickup lift	Hydraulic standard

STANDARD DETAILS

- ▶ Bale formation — horizontal chamber with bottom drum
- ▶ Monitor/controller — Atlas Pro™ control system
- ▶ Density system — electronically adjustable via Atlas Pro control system
- ▶ Safety equipment — SMV sign, reflectors, tail lights
- ▶ Tire size — 21.5L-16.1 tires

OPTIONAL FEATURES

- ▶ Fire extinguisher
- ▶ Safety chain
- ▶ Scale kit
- ▶ Extended limited warranty coverage
- ▶ Work lights
- ▶ Auto chain lube system

*Dependent on crop and moisture content.

504 PRO GENERATION 2 AND 404 PRO BALERS SPECIFICATIONS

BALE SIZE	404 PRO	504 PRO G2
Bale diameter	49 in (124.5 cm)	36 in-60 in (91.4 cm-152.4 cm)
Bale width	48 in (121.9 cm)	48 in (121.9 cm)
Bale weight*	2300 lb (1043.3 kg)	2400 lb (1088.6 kg)
DIMENSIONS AND WEIGHTS		
Length with ramp	188.4 in (478.5 cm)	196.1 in (498.1 cm)
Height	102.4 in (260.1 cm)	115 in (292.1 cm)
Width standard	111 in (281.9 cm)	96 in (243.8 cm)
Weight fully optioned	7446 lb (3377.5 kg)	8680 lb (3937.1 kg)
Drawbar weight	1232 lb (558.8 kg)	1520 lb (708.5 kg)
BALE FORMING CHAMBER		
Type of chamber	Fixed	Variable
Number of rollers	18 total, 2 main drive and 16 driver rollers	15 belt rollers
Idler roller size	NA	11 total, 9.6 in (24.4 cm), 6.6 in (16.8 cm), 2 rubber-covered intermeshing
Width of belt	NA	11.2 in (28.4 cm)
Number of belts	NA	4
Length of belt	NA	433.1 in (1100 cm)
Type of lace	NA	Endless belts
DRIVE SYSTEM		
Driveline	80° CV, 540 rpm	80° CV, 540 rpm
Roller chain	12B-1, 16B-2, 16B-1, 20B-1	12 B-1, 16 B-1, 20 B-1, 12 B-2, 16 B-2
Torque protection main input shaft	Cutout clutch	Cutout clutch
Torque protection pickup	Radial pin clutch	Radial pin clutch
Bearing and sprocket configuration	Round shafts, greasable roller bearings	Round drive shafts, greasable roller bearings
TRACTOR REQUIREMENTS		
PTO horsepower required	70 hp (52 kW)	80 hp (60 kW)
PTO horsepower recommended	100 hp (75 kW)	110 hp (82 kW)
WIDE PICKUP		
Width tooth to tooth	73 in (185.4 cm)	73 in (185.4 cm)
Width on outside flair	78 in (198.1 cm)	78 in (198.1 cm)
Tooth bars	4 bars with center support and ball bearings	5 camless
Number of teeth	60 steel coil spring design double tines	65 steel double tines
Stripper band diameter	12.3 in (31.2 cm)	12.3 in (31.2 cm)
Drive	12B-1	12 B-1
Flotation	Pneumatic gauge wheels — 16x6.5-8 — spring assist	Pneumatic gauge wheels — 16x6.5-8 — spring assist
Pickup lift	Hydraulic	Hydraulic

STANDARD DETAILS

- ▶ Horizontal chamber with bottom drum
- ▶ Display: E-Link Pro (504 Pro G2 baler)
- ▶ Display: E-Link (404 Pro baler)
- ▶ Automatic chain lube system
- ▶ Spring-loaded bale ramp
- ▶ SMV sign and taillights
- ▶ Tailgate cylinders: standard hydraulic, single acting
- ▶ Density system: electronically adjustable via controller
- ▶ 14L-16.1 tires (504 Pro G2)

OPTIONAL FEATURES

- ▶ Fire extinguisher, safety chain, 21.5L-16.1 tires (504 Pro G2)

NETWRAP

- ▶ Feed mechanism — steel and rubber feed rollers
- ▶ Net tension — adjustable disk brake
- ▶ Net width — capable of standard and over-width netwrap; 48 in and 51 in (121.9 cm and 129.5 cm)
- ▶ Net storage — one extra roll storage located in convenient-load system, second extra roll storage inside left-side door (504 Pro G2)
- ▶ Net storage — one extra roll storage located in convenient-load system (404 Pro)

*Dependent on crop and moisture content.

504R CLASSIC, SIGNATURE AND PREMIUM BALERS SPECIFICATIONS

BALE SIZE	504R CLASSIC	504R SIGNATURE	504R PREMIUM
Bale diameter	36 in-60 in (91.4 cm-152.4 cm)	36 in-60 in (91.4 cm-152.4 cm)	36 in-60 in (91.4 cm-152.4 cm)
Bale width	47 in (119.4 cm)	47 in (119.4 cm)	47 in (119.4 cm)
Bale weight*	1000 lb (453.6 kg)	2000 lb (907.2 kg)	2000 lb (907.2 kg)
DIMENSIONS AND WEIGHTS			
Length standard	156 in (396.2 cm)	156 in (396.2 cm)	156 in (396.2 cm)
Length with net	173 in (439.4 cm)	173 in (439.4 cm)	173 in (439.4 cm)
Length with ramp	169 in (429.2 cm)	169 in (429.2 cm)	169 in (429.2 cm)
Height	107 in (271.8 cm)	107 in (271.8 cm)	111 in (281.9 cm)
Width standard	100 in (254 cm)	100 in (254 cm)	99.5 in (252.7 cm)
Weight fully optioned	5260 lb (2385.9 kg)	5400 lb (2449.4 kg)	5460 lb (2476.6 kg)
Drawbar weight	760 lb (344.7 kg)	780 lb (353.8 kg)	780 lb (353.8 kg)
BALE FORMING CHAMBER			
Type of chamber	Variable	Variable	Variable
Drive roller size	(2) 4.78 in (12.1 cm) diameter, rubber coated, with 1.9 in (4.9 cm) round bearings	(2) 4.78 in (12.1 cm) diameter, rubber coated, with 1.9 in (4.9 cm) round bearings	(2) 4.78 in (12.1 cm) diameter, rubber coated, with 1.9 in (4.9 cm) round bearings
Drum roller size	NA	NA	NA
Idler roller size	3.5 in (8.9 cm)	3.5 in (8.9 cm)	3.5 in (8.9 cm)
Start roller size	4.5 in (11.4 cm)	4.5 in (11.4 cm)	4.5 in (11.4 cm)
Number of plys	3-ply mini rough top	3-ply mini rough top	Goodyear "Rock" belts (standard) Endless belts (optional)
Width of belt	6.8 in (17.3 cm)	6.8 in (17.3 cm)	6.8 in (17.3 cm)
Number of belts	5	6	6
Length of belt (long)	455.5 in (1157 cm)	455.5 in (1157 cm)	455.5 in (1157 cm)
Length of belt (short)	465.5 in (1182.4 cm)	465.5 in (1182.4 cm)	465.5 in (1182.4 cm)
Type of lace	Alligator rivet	Alligator rivet	Alligator rivet or optional endless belts
DRIVE SYSTEM			
Driveline	80° CV, 540 rpm	80° CV, 540 rpm	80° CV, 540 rpm, extended lube
Roller chain	Single 60	Single 60 and 80	Single 60 and 80
Torque protection main input shaft	Radial pin clutch	Friction clutch	Friction clutch
Torque protection pickup	Radial pin clutch	Radial pin clutch	Radial pin clutch
Bearing and sprocket configuration	Round drive shafts and bearings	Round drive shafts and bearings	Round drive shafts and bearings
TRACTOR REQUIREMENTS			
PTO horsepower required	40 hp (29.8 kW)	45 hp (33.6 kW)	55 hp (41 kW)
PTO horsepower recommended	50 hp (37.3 kW)	55 hp (41 kW)	65 hp (48.5 kW)
CAMLESS WIDE PICKUP			
Width tooth to tooth	60 in (152.4 cm)	60 in (152.4 cm)	60 in (152.4 cm)
Width on outside flair	68.5 in (174 cm)	68.5 in (174 cm)	68.5 in (174 cm)
Tooth bars	4	5	5
Number of teeth	(48) steel coil with 2.83 in (7.2 cm) spacing	(60) steel coil with 2.83 in (7.2 cm) spacing	(60) steel coil with 2.83 in (7.2 cm) spacing
Stripper band diameter	12.6 in (32.1 cm)	12.6 in (32.1 cm)	12.6 in (32.1 cm)
Drive	Single 60 roller chain	Single 60 roller chain	Single 60 roller chain
Flotation	Optional gauge wheels 4.80-16 HD semi-pneumatic with spring assist	Gauge wheels 4.80-16 HD semi-pneumatic with spring assist	Gauge wheels 4.80-16 HD semi-pneumatic with spring assist
Pickup lift	Manual standard, hydraulic optional	Manual standard, hydraulic optional	Hydraulic standard

*Dependent on crop and moisture content.



504R Classic baler



504R Signature baler



504R Premium baler

504R CLASSIC, SIGNATURE AND PREMIUM BALERS COMPARISON

FEATURES	504R CLASSIC	504R SIGNATURE	504R PREMIUM
BALE RAMP			
Bolt-on spring-loaded bale ramp	Optional	Optional	Standard
BELTS			
Belts	3-ply mini rough top	3-ply mini rough top	Goodyear "Rock" belts - standard Endless belts - optional
CONTROL SYSTEM			
Density gauge	Optional	Standard	Standard
Bale shape indicators	Optional	Standard	Standard
Moisture sensors	Optional	Standard	Standard
Gauge wheels 4.80 - 16 HD semi-pneumatic with spring assist	Optional	Standard	Standard
Grease banks	NA	NA	Standard
Auto Lube greasing system	NA	NA	Optional
Maintenance lights - set of three LED flood lights	NA	Optional	Optional
Manual/Electric twine controller	Optional	NA	NA
Netwrap system - Friction pan feed system onto main belts - Brake system varies tension to maximize bales per roll of net - Capable of standard and over-width netwrap - Net storage - 1 extra roll	Optional	Optional	Standard
PICKUP SYSTEM			
Right-hand baler door	NA	Standard	Standard
Silage kit	NA	Optional	Standard
Optional twine tie system - Feed mechanism - single arm applying two twines - Twine tension - adjustable spring-loaded tension plates - Twine storage - 4 balls	Optional	Optional	Standard
TIRES			
Tires	11L-15 - standard 31 x 13.5 - 15 - optional	31 x 13.5-15 - standard 480-45 R17 flotation - optional	31 x 13.5-15 - standard 480-45 R17 flotation - optional
Fire extinguisher, safety chain	Optional	Optional	Optional

604N, 605N AND 605N CORNSTALK SPECIAL BALERS SPECIFICATIONS

BALE SIZE	604N	605N	605N CORNSTALK SPECIAL
Bale diameter	36 in-72 in (91.4 cm-182.9 cm)	36 in-72 in (91.4 cm-182.9 cm)	36 in-72 in (91.4 cm-182.9 cm)
Bale width	47 in (119.4 cm)	61 in (155 cm)	61 in (155 cm)
Bale weight*	2000 lb (907.2 kg)	2400 lb (1088.6 kg)	2400 lb (1088.6 kg)
DIMENSIONS AND WEIGHTS			
Length standard	166 in (421.6 cm)	166 in (421.6 cm)	195 in (495.3 cm)
Length with net	195 in (495.3 cm)	195 in (495.3 cm)	NA
Length with ramp	195 in (495.3 cm)	195 in (495.3 cm)	NA
Height	117 in (297.2 cm)	117 in (297.2 cm)	117 in (297.2 cm)
Width standard	100 in (254 cm)	114 in (289.6 cm)	NA
Width with flotation tires	115 in (292.1 cm)	129 in (327.7 cm)	NA
Width with standard tires and scale	106 in (269.2 cm)	120 in (304.8 cm)	NA
Width with flotation tires and scale	115 in (292.1 cm)	129 in (327.7 cm)	129 in (327.7 cm)
Weight fully optioned	7960 lb (3610 kg)	8600 lb (3900 kg)	8600 lb (3900.9 kg)
Drawbar weight	1500 lb (680 kg)	1650 lb (750 kg)	1650 lb (748.4 kg)
BALE FORMING CHAMBER			
Type of chamber	Variable	Variable	Variable
Drive roller size	5.5 in (14 cm)	5.5 in (14 cm)	5.5 in (14 cm)
Drum roller size	12 in (30.5 cm) with 1.8 in (4.5 cm) hex bearings	12 in (30.5 cm) with 1.8 in (4.5 cm) hex bearings	12 in (30.5 cm) with 1.8 in (4.5 cm) hex bearings
Idler roller size	3.5 in (8.9 cm), 4.8 in (12.1 cm), 5.5 in (14 cm)	3.5 in (8.9 cm), 4.8 in (12.1 cm), 5.5 in (14 cm)	3.5 in (8.9 cm), 4.8 in (12.1 cm), 5.5 in (14 cm)
Start roller size	4.5 in (11.4 cm)	4.5 in (11.4 cm)	4.5 in (11.4 cm)
Number of plies	3-ply mini rough top	3-ply mini rough top	3-ply mini rough top
Width of belt	6.8 in (17.3 cm)	6.8 in (17.3 cm)	6.8 in (17.3 cm)
Number of belts	6	8	8
Type of lace	Alligator rivet	Alligator rivet	Alligator rivet
Length of belt (long)	540 in (1371.6 cm)	540 in (1371.6 cm)	540 in (1371.6 cm)
Length of belt (short)	533 in (1353.8 cm)	533 in (1353.8 cm)	533 in (1353.8 cm)
DRIVE SYSTEM			
Driveline	80° CV, 540 or 1000 rpm	80° CV, 540 or 1000 rpm	80° CV, 1000 rpm
Roller chain	Single 50, 60, 80	Single 50, 60, 80	Single 50 (60, 80 — O-ring)
Torque protection — main input shaft	540 rpm friction, 1000 rpm cutout	540 rpm friction, 1000 rpm cutout	Cutout clutch
Torque protection — pickup	Radial pin clutch or friction with slip-sensing	Radial pin clutch or friction with slip-sensing	Friction with slip-sensing
Bearing and sprocket configuration	Hex shaft and bearings	Hex shaft and bearings	Hex shaft and bearings
TRACTOR REQUIREMENTS			
PTO horsepower required	70 hp (52 kW)	80 hp (60 kW)	150 hp (112 kW)
PTO horsepower recommended	90 hp (67 kW)	100 hp (75 kW)	NA
WIDE PICKUP			
Width tooth to tooth	64 in (162.6 cm)	77 in (195.6 cm)	77 in (195.6 cm)
Width on outside flair	76 in (193.1 cm)	90 in (228.6 cm)	90 in (228.6 cm)
Tooth bars	(10) 5 right, 5 left with double cam tracks	(10) 5 right, 5 left with double cam tracks	(10) 5 right, 5 left with double cam tracks
Number of teeth	(55) Rubber-mounted double tines with 3-1/16 in (7.8 cm) spacing	(65) Rubber-mounted double tines with 3-1/16 in (7.8 cm) spacing	(65) Rubber-mounted double tines with 3-1/16 in (7.8 cm) spacing
Stripper band diameter	12.6 in (32.1 cm)	12.6 in (32.1 cm)	12.6 in (32.1 cm)
Drive	Single 50 (60, 80)	Single 50 (60, 80)	Single 50 (60, 80 — O-ring)
Flotation	Gauge wheels 7.10-16 HD semi-pneumatic with spring assist	Gauge wheels 7.10-16 HD semi-pneumatic with spring assist	Gauge wheels 7.10-16 HD semi-pneumatic with spring assist
Pickup lift	Hydraulic pickup lift standard	Hydraulic pickup lift standard	Hydraulic pickup lift standard

*Dependent on crop and moisture content.

605N BALERS COMPARISON

STANDARD DETAILS	605N	605N SELECT	605N CORNSTALK SPECIAL
Automatic pickup clutch	NA	Standard	Standard
Auto Lube greasing system	Optional	Optional	Standard
Adjustable hydraulic density system	Standard	Standard	Standard
Bale shape indicators	Standard	Standard	Standard
Hydraulic bale ramp	Optional	Standard	Standard
Cushion tailgate cylinder	Standard	Standard	Standard
Drop 'n Go bale ejection	Standard	Standard	Standard
E-Link Pro display	Standard	Standard	Standard
Extended limited warranty coverage	Optional	Optional	Standard
Scale kit	Optional	Optional	Standard
Fire extinguisher	Optional	Optional	Standard
Gauge wheels 7.10-16 HD semi-pneumatic with spring assist	Standard	Standard	Standard
Inline® ramp	NA	NA	Optional
Maintenance lights — set of three LED flood lights	Optional	Optional	Standard
Moisture sensors	Standard	Standard	Standard
Netwrap system - Friction pan feed system onto main belts - Brake system varies tension to maximize bales per roll of net - Capable of standard and over-width netwrap - Net storage — one extra roll	Optional	Optional	Standard
Open-throat vertical chamber	Standard	Standard	Standard
Twine tie system - Feed mechanism — single arm, multiple outlet - Twine tension — spring-loaded plates - Twine storage — six balls routed with four balls extra storage	Optional	Optional	NA
Restrictor plates	Optional	Optional	Optional
Silage kit	Optional	Optional	Optional
SMV sign and highway lights	Standard	Standard	Standard
Tires	14L-16.1 — Standard 21.5L-16.1 — Optional	14L-16.1 — Standard 21.5L-16.1 — Optional	21.5L-16.1 — Standard

5520 BALER, RANCHER 6640 AND 6650 SERIES BALERS SPECIFICATIONS

BALE SIZE	5520	RANCHER 6640	RANCHER 6650
Bale diameter	36 in-66 in (91.4 cm-152.4 cm)	36 in-66 in (91.4 cm-167.6 cm)	36 in-66 in (91.4 cm-167.6 cm)
Bale width	61 in (154.9 cm)	47 in (119.4 cm)	61 in (155 cm)
Bale weight*	1400 lb (635 kg)	1300 lb (589.7 kg)	1700 lb (771.1 kg)
DIMENSIONS AND WEIGHTS			
Length standard	150 in (381 cm)	160 in (406.4 cm)	160 in (406.4 cm)
Length with net	171 in (434.3 cm)	181 in (459.7 cm)	181 in (459.7 cm)
Length with ramp	167 in (424.2 cm)	171 in (434.3 cm)	171 in (434.3 cm)
Height	102 in (259.1 cm)	111 in (281.9 cm)	111 in (281.9 cm)
Width standard	109 in (276.9 cm)	95 in (241.3 cm)	109 in (276.9 cm)
Weight fully optioned	5320 lb (2413.1 kg)	5220 lb (2367.8 kg)	5850 lb (2653.5 kg)
Drawbar weight	760 lb (344.7 kg)	760 lb (344.7 kg)	800 lb (362.9 kg)
BALE FORMING CHAMBER			
Type of chamber	Variable	Variable	Variable
Drive roller size	(2) 5.5 in (14 cm) diameter steel with 1.9 in (4.9 cm) round bearings	(2) 5.5 in (14 cm) diameter steel with 1.9 in (4.9 cm) round bearings	(2) 5.5 in (14 cm) diameter steel with 1.9 in (4.9 cm) round bearings
Drum roller size	12 in (30.5 cm) with 1.8 in (4.5 cm) hex bearings	12 in (30.5 cm) with 1.8 in (4.5 cm) hex bearings	12 in (30.5 cm) with 1.8 in (4.5 cm) hex bearings
Idler roller size	3.5 in (8.9 cm), 3.625 in (9.2 cm) and 5.5 in (14 cm)	3.5 in (8.9 cm) and 4.8 in (12.1 cm)	3.5 in (8.9 cm) and 4.8 in (12.1 cm)
Start roller size	4.5 in (11.4 cm)	4.5 in (11.4 cm)	4.5 in (11.4 cm)
Number of plies	3-ply mini rough top	3-ply mini rough top	3-ply mini rough top
Width of belt	6.8 in (17.3 cm)	6.8 in (17.3 cm)	6.8 in (17.3 cm)
Number of belts	7	6	8
Length of belt (long)	441 in (1120.1 cm)	492 in (1249.7 cm)	492 in (1249.7 cm)
Length of belt (short)	429 in (1089.7 cm)	482 in (1224.3 cm)	482 in (1224.3 cm)
Type of lace	Alligator rivet	Alligator rivet	Alligator rivet
DRIVE SYSTEM			
Driveline	80° CV, 540 rpm	80° CV, 540 rpm	80° CV, 540 rpm
Roller chain	Single 60	Single 60 and 80	Single 60 and 80
Torque protection main input shaft	Radial pin clutch	Friction clutch	Friction clutch
Torque protection pickup	NA	Radial pin clutch	Radial pin clutch
Bearing and sprocket configuration	Round drive shafts and bearings — hex shaft on drum	Round drive shafts and bearings — hex shaft on drum	Round drive shafts and bearings — hex shaft on drum
TRACTOR REQUIREMENTS			
PTO horsepower required	50 hp (37.3 kW)	50 hp (37.3 kW)	60 hp (44.7 kW)
PTO horsepower recommended	60 hp (44.7 kW)	70 hp (52 kW)	75 hp (56 kW)
STANDARD PICKUP			
Width tooth to tooth	57 in (144.8 cm)	43.5 in (110.5 cm)	57 in (144.8 cm)
Width of Haysaver wheels	87 in (221 cm)	73 in (185.4 cm)	77 in (220.9 cm)
Width on outside flair	58 in (147.3 cm)	58 in (147.3 cm)	82 in (182.9 cm)
Tooth bars	4-bar single cam track	5-bar single cam track	5-bar single cam track
Number of teeth	40 rubber-mounted double tines	40 rubber-mounted double tines	50 rubber-mounted double tines
Stripper band diameter	12.6 in (32.1 cm)	12.6 in (32.1 cm)	12.6 in (32.1 cm)
Drive	Single 60 roller chain	Single 60 roller chain	Single 60 roller chain
Flotation	Spring	Spring	Spring

STANDARD DETAILS

- ▶ Open-throat vertical chamber with drum, hydraulic/spring belt tension
- ▶ Bale Expert™ monitor (excludes 5520 baler)
- ▶ Adjustable pickup height
- ▶ Hydraulic bale density control (excludes 5520)
- ▶ Drop 'n Go bale ejection
- ▶ SMV sign and highway lights
- ▶ Tailgate locks (excludes 5520)
- ▶ Haysaver wheels (excludes 5520)
- ▶ Pickup lift — manual crank
- ▶ 31x13.5-15 tires (excludes 5520)
- ▶ 12.5L-15 tires (5520)
- ▶ Real-time moisture estimates (excludes 5520)

OPTIONAL FEATURES

- ▶ Fire extinguisher, safety chain
- ▶ Bale Expert monitor (5520)
- ▶ Haysaver wheels (5520)
- ▶ Bolt-on spring-loaded bale ramp
- ▶ Hydraulic pickup lift (replaces manual lift crank)
- ▶ Bale counter (5520)
- ▶ Work lights
- ▶ Restrictor plates
- ▶ Extended limited warranty coverage
- ▶ Netwrap
- ▶ Twine tie system
- ▶ Real-time moisture estimates (5520)

NETWRAP OPTIONAL

- ▶ Friction pan feed system onto main belts
- ▶ Adjustable disc brake/friction feed system maximizes tension on bale
- ▶ Handles both standard or extra-wide net wrap rolls
- ▶ Extra roll storage (excludes 5520)

*Dependent on crop and moisture content.

SIGN UP FOR MAKIN' HAY

and learn more about industry trends, lifestyle topics and products at

MAKINHAY.COM



POST-SEASON MAINTENANCE

We know that you count on your equipment to perform day in and day out. Let us help you maintain that high performance with our post-season maintenance programs. Check with your local Vermeer dealer for exclusive offers each fall including maintenance checks and performance adjustments so you will be ready to go at the start of the next hay season! Programs are offered on select models and vary annually.

FINANCING

Through Vermeer Credit Corporation you and your dealer can determine a payment structure that fits your budget, schedule and needs. For more information on financing options or retail incentives, visit Vermeer.com or contact your local dealer.

SERVICE

Expect top service from our independent authorized dealers backed by factory product support service teams. Our mission is to provide you with a level of experience and expertise that goes far beyond product knowledge, sales training and financing programs.

PARTS

When it's time to make hay, it's time to make hay. That's why we operate on the premise that parts and service support doesn't help tomorrow when you're in the field today. And we support it with one of the most sophisticated and responsive parts centers in the industry.

Follow along with what's new at Vermeer Ag!



Vermeer Corporation
1410 Vermeer Road East
Pella, Iowa 50219
800-370-3659 • Vermeer.com

Vermeer Corporation reserves the right to make changes in engineering, design and specifications; add improvements; or discontinue manufacturing at any time without notice or obligation.

Equipment shown is for illustrative purposes only and may display optional accessories or components specific to their global region. Please contact your local Vermeer dealer for more information on machine specifications.

Specifications, descriptions and illustrative material herein are as accurate as known at time of publication, but are subject to change without notice. Availability of some models and equipment builds varies according to the country in which the equipment is used.

Vermeer, the Vermeer logo, Equipped to Do More, Rancher, Rebel, Bale Expert, Inline, Atlas, Atlas Pro, Confidence Plus and the Black, White, Green bale wrap color scheme (Vermeer Net) are trademarks of Vermeer Manufacturing Company in the U.S. and/or other countries. All other trademarks, registered trademarks and service marks are the property of their respective owners.

© 2019 Vermeer Corporation. All Rights Reserved.

LF00237 09/19 SG (18K) / PN#510505093



2020 *BALERS*